

Summary of results 2023

Foundation Stage

	Bishops' GLD	National GLD
2019	64%	72%
2022	60%	65%
2023	63%	67%

Year 1 Phonics



	<u>Children reaching pass mark</u>	<u>National Average</u>
2019	88%	82%
2022	80%	75%
2023	80%	79%


Key Stage 1


Expected Standard (all children)	The Bishops' 2019	The Bishops' 2022	The Bishops' 2023	2023 National Average
Reading	75%	75%	77%	68%
Writing	67%	73%	67%	60%
Maths	75%	76%	82%	70%
R,W +M	65%	65%	60%	53%

Exceeding Standard (all children)	The Bishops' 2019	The Bishops' 2022	The Bishops' 2023	2023 National Average
Reading	25%	18%	18%	19%
Writing	15%	18%	17%	8%
Maths	22%	19%	23%	16%
R,W +M	13%	14%	13%	6%



Year 6 – End of Key Stage 2

<u>Expected Standard (all children)</u>	<u>The Bishops' 2019</u>	<u>The Bishops' 2022</u>	<u>The Bishops' 2023</u>	<u>2023 National Average</u>	<u>2023 Bishops' Percentile Ranking</u>
Reading	83%	81%	82%	73%	70th
Writing	86%	84%	83%	71%	81st 
GPS	89%	84%	72%	72%	45th
Maths	86%	78%	88%	73%	85th 
RWM combined	78%	72%	69%	59%	73rd

<u>Exceeding Standard (all Children)</u>	<u>The Bishops' 2019</u>	<u>The Bishops' 2022</u>	<u>The Bishops' 2023</u>	<u>2023 National Average</u>	<u>2023 Bishops' Percentile Ranking</u>
Reading	36%	36%	37%	29%	73rd
Writing	23%	25%	23%	13%	84th 
GPS	55%	31%	31%	30%	58th
Maths	45%	23%	35%	24%	81st
RWM combined	16%	13%	14%	8%	73rd

 = Government deems results to be significantly above national average

Progress from Key Stage 1 to Key Stage 2

	<u>The Bishops' 2019</u>	<u>The Bishops' 2022</u>	<u>The Bishops 2023</u>	<u>National Average</u>	<u>2023 Bishops' Percentile Ranking</u>
Reading	1.2	1.1	2.6	0	86% 
Writing	0.2	2.7	3.0	0	92% 
Maths	1.4	1.1	3.3	0	91% 